



A Program of the Upstate Workforce Board
 Serving Cherokee, Spartanburg and Union
 www.upstateworkforceboard.org

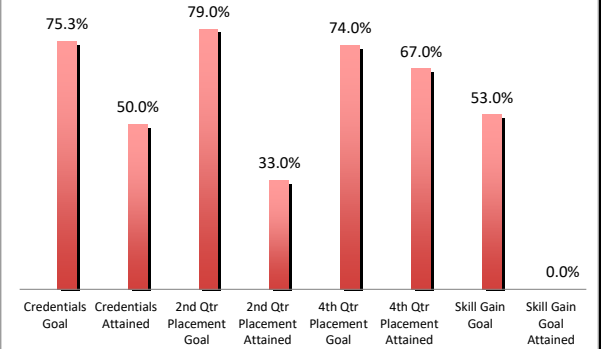
Progress Report PY25July
 July 1, 2025 - June 30, 2026



DASHBOARD

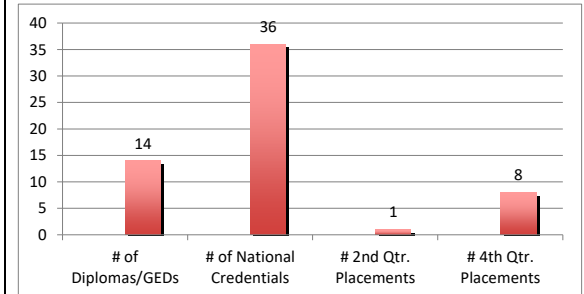
	1st Quarter			2nd Quarter			3rd Quarter			4th Quarter			TOTAL
	JUL	AUG	SEP	OCT	NOV	DEC	JAN	FEB	MAR	APR	MAY	JUN	
# Of applications received	10	22	20	12	18	15	13	17	14				141
# Of eligible WIOA applicants	1	10	12	8	9	7	5	9	6				67
# Of informational contacts	15	12	15	10	13	11	9	12	15				112
# Of referrals	0	0	1	5	2	2	3	4	5				22
# Of carryovers (Prev. Yr or Mo)	33	33	33	33	33	33	33	33	33				33
# Of new enrollments	1	7	10	3	4	5	2	4	3				39
% of Enrollment Benchmark Met	36.0%	43.0%	54.0%	57.0%	61%	66%	68%	73%	76%				76%
Total active in PY 24	34	41	51	54	58	63	65	69	72				72
# WIN Administered	0	1	0	2	6	5	3	2	1				20
New Work Experiences	3	3	10	5	3	4	0	1	0				29
Completed Work Experiences	0	0	0	6	3	2	4	3	5				23
Diploma or GED Earned	0	1	1	2	0	3	0	1	6				14
Other Qualifying Credential Earned	0	0	5	0	0	0	0	0	4				9
Exiters Entering 2nd Qtr. Follow-up	0	0	6	6	4	4	4	4	3				3
Exiters Entering 4th Qtr. Follow-up	0	0	1	1	1	10	10	10	12				12

**PY25 3rd Qtr Performance
 January 2026- March 2026**



**PY25 1st Qtr Performance (July 2025 - September 2025)
 Median Earnings 2nd Qtr After Exit**

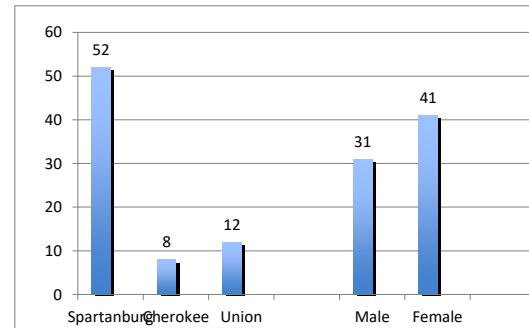
Median Earnings 2nd Qtr After Exit Goal: \$ 2750.00
 Median Earnings 2nd Qtr After Exit Attainment: \$4 5915.00



Budget Summary through 3/31/2026

Demographics--YTD (3/31/2026) (includes all active)

Cost Category	Budget	YTD Expense	YTD Goal	Actual
Staff and Fringes	\$ 395,175.00	\$ 283,250.98		71.7%
Indirect Cost	\$ 32,138.00	\$ 22,688.85		70.6%
Operating	\$ 55,079.00	\$ 46,290.71		84.0%
Instructional Training	\$ 17,800.00	\$ 14,902.00		83.7%
Work Based Learning	\$ 78,194.00	\$ 75,493.52		96.5%
Supportive Service	\$ 17,236.00	\$ 7,740.19		44.9%
Incentives	\$ -	\$ -		#DIV/0!
	\$ 595,622.00	\$ 450,366.25		75.61%



This is a preliminary budget for March 2026.