

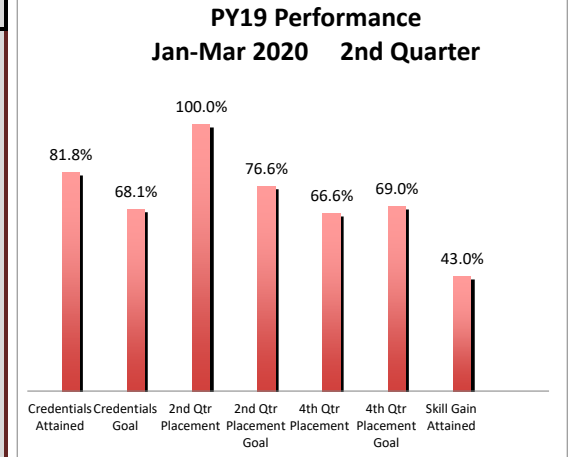


A Program of the Upstate Workforce Board
 Serving Cherokee, Spartanburg and Union
 www.upstateworkforceboard.org

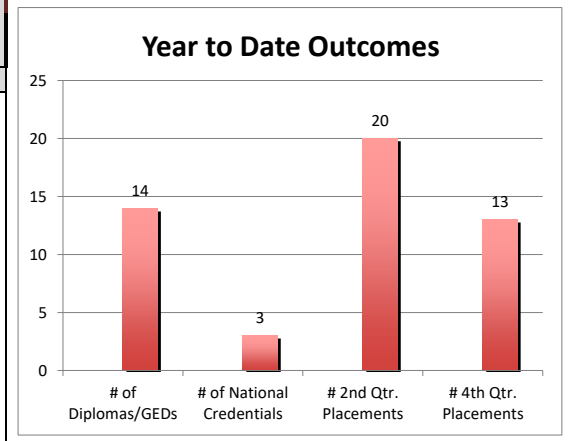
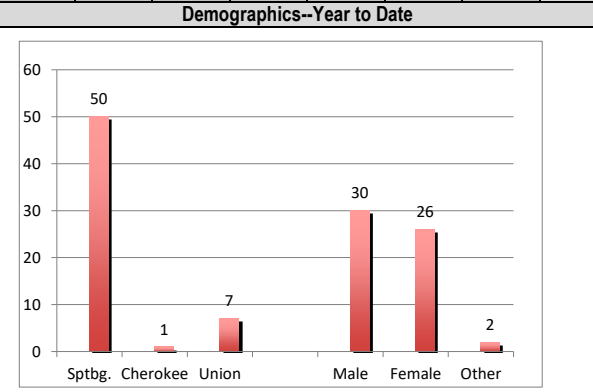
Progress Report PY19
 July 1, 2019 - June 30, 2020

DASHBOARD

3/31/2020	1st Quarter			2nd Quarter			3rd Quarter			4th Quarter			TOTAL
	JUL	AUG	SEP	OCT	NOV	DEC	JAN	FEB	MAR	APR	MAY	JUN	
# Of applications received	5	15	7	13	5	15	10	8	3				81
# Of eligible WIOA applicants	8	12	6	9	4	13	8	5	2				67
# Of informational contacts	14	20	15	15	8	22	15	12	8				129
# Of referrals	5	3	4	6	2	3	3	5	1				32
# Of carryovers (Prev. Yr or Mo)	23	23	28	31	33	36	38	46	47				NA
# Of new enrollments	0	5	3	2	3	2	8	1	3				27
% of Enrollment Benchmark Met	44.0%	54.0%	60.0%	63%	69%	73%	88%	90%	96%				NA
Total active in PY 19	23	28	31	33	36	38	46	47	50				NA
# WIN Administered	1	1	2	1	3	1	4	6	4				23
New Work Experiences	2	1	3	0	0	0	1	1	0				8
Completed Work Experiences	0	1	2	0	1	2	0	1	1				8
Diploma or GED Earned	2	0	2	2	1	2	1	3	1				14
Other Qualifying Credential Earned	2	1	0	0	0	0	0	0	0				3
Exiters Entering 2nd Qtr. Follow-up	0	0	6	0	0	15	0	0	4				25
Exiters Entering 4th Qtr. Follow-up	0	0	6	0	0	7	0	0	6				19



Budget Summary through 03/31/2020				
Cost Category	Budget	YTD Expense	YTD Goal	Actual
Staff and Fringes	\$ 153,703.11	\$ 112,067.73	75.0%	72.9%
Indirect Cost	\$ 17,280.94	\$ 12,469.68	75.0%	72.2%
Operating	\$ 30,363.52	\$ 20,267.23	75.0%	66.7%
Instructional Training	\$ 8,750.00	\$ 5,287.00	75.0%	60.4%
Work Based Learning	\$ 70,946.58	\$ 54,493.79	75.0%	76.8%
Supportive Service	\$ 16,880.85	\$ 8,073.78	75.0%	47.8%
Incentives	\$ 2,000.00	\$ 1,250.00	75.0%	62.5%
	\$ 299,925.00	\$ 213,909.21	75.00%	71.32%



Notes: