



A Program of the Upstate Workforce Board
 Serving Cherokee, Spartanburg and Union
 www.upstateworkforceboard.org

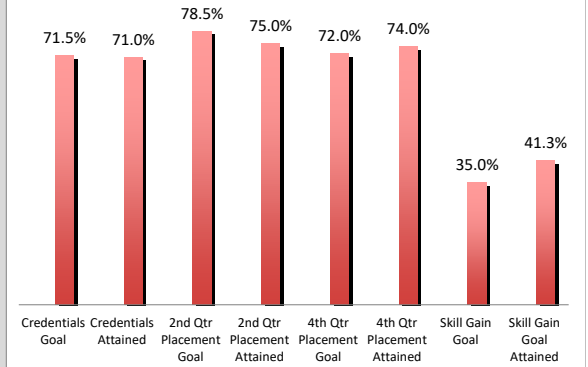
Progress Report PY20
 July 1, 2020 - June 30, 2021



DASHBOARD

6/30/2021	1st Quarter			2nd Quarter			3rd Quarter			4th Quarter			TOTAL
	JUL	AUG	SEP	OCT	NOV	DEC	JAN	FEB	MAR	APR	MAY	JUN	
# Of applications received	0	10	10	11	5	6	14	6	8	7	12		89
# Of eligible WIOA applicants	2	2	6	10	5	5	9	3	5	4	11		62
# Of informational contacts	14	15	14	16	5	10	18	10	14	12	14		142
# Of referrals	2	13	7	2	3	1	4	3	3	2	3		43
# Of carryovers (Prev. Yr or Mo)	23	23	25	29	36	39	41	46	50	56	62	69	NA
# Of new enrollments	0	2	4	7	3	2	5	4	6	6	7	2	48
% of Enrollment Benchmark Met	27.0%	29.0%	34.0%	42.0%	46%	51%	58%	64%	72%	79%	88%	91%	NA
Total active in PY 20	23	25	29	36	39	41	46	50	56	62	69	71	NA
# WIN Administered	2	3	2	2	2	3	1	2	3	2	2	1	25
New Work Experiences	0	0	5	1	1	4	1	0	1	0	1	0	14
Completed Work Experiences	0	0	2	1	0	3	0	2	1	3	1	0	13
Diploma or GED Earned	3	1	0	2	0	2	2	1	2	0	4	2	19
Other Qualifying Credential Earned	1	0	4	0	0	0	8	2	2	0	1	0	18
Exiters Entering 2nd Qtr. Follow-up	0	0	6	0	0	26	0	0	8	0	0	4	44
Exiters Entering 4th Qtr. Follow-up	0	0	4	0	0	25	0	0	6	0	0	27	62

**PY20 4th Qtr Performance
 Apr 2021-June 2021**



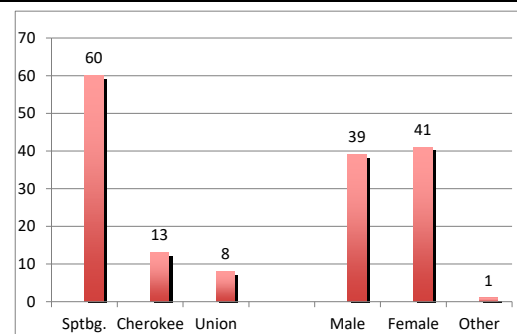
**PY20 4th Qtr Performance (Apr-June)
 Median Earnings 2nd Qtr After Exit**

Median Earnings 2nd Qtr After Exit Goal: **\$2,252.00**
 Median Earnings 2nd Qtr After Exit Attainment: **\$7,800.00**

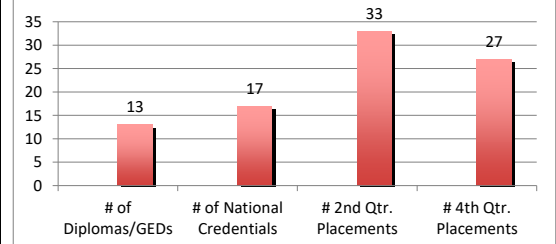
Budget Summary through 06/30/2021--Final

Cost Category	Budget	YTD Expense	YTD Goal	Actual
Staff and Fringes	\$ 210,160.45	\$ 199,914.71	100.0%	95.1%
Indirect Cost	\$ 24,507.68	\$ 23,758.59	100.0%	96.9%
Operating	\$ 47,684.30	\$ 41,529.37	100.0%	87.1%
Instructional Training	\$ 16,221.20	\$ 14,892.00	100.0%	91.8%
Work Based Learning	\$ 119,348.07	\$ 120,841.40	100.0%	101.3%
Supportive Service	\$ 44,478.30	\$ 20,739.04	100.0%	46.6%
Incentives	\$ 3,000.00	\$ 2,838.68	100.0%	94.6%
	\$ 465,400.00	\$ 424,513.79	100.00%	91.21%

Demographics--Year to Date (06/30/2021)



**Year to Date Outcomes
 06/30/2021**



Budget based on 11 months for Program Year