



A Program of the Upstate Workforce Board
 Serving Cherokee, Spartanburg and Union
 www.upstateworkforceboard.org

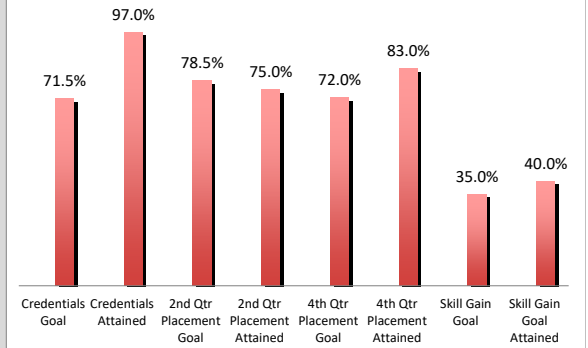
Progress Report PY20
 July 1, 2020 - June 30, 2021



DASHBOARD

3/31/2021	1st Quarter			2nd Quarter			3rd Quarter			4th Quarter			TOTAL
	JUL	AUG	SEP	OCT	NOV	DEC	JAN	FEB	MAR	APR	MAY	JUN	
# Of applications received	0	10	10	11	5	6	14	6	8				70
# Of eligible WIOA applicants	2	2	6	10	5	5	9	3	5				47
# Of informational contacts	14	15	14	16	5	10	18	10	14				116
# Of referrals	2	13	7	2	3	1	4	3	3				38
# Of carryovers (Prev. Yr or Mo)	23	23	25	29	36	39	41	46	50				NA
# Of new enrollments	0	2	4	7	3	2	5	4	6				33
% of Enrollment Benchmark Met	27.0%	29.0%	34.0%	42.0%	46%	51%	58%	64%	72%				NA
Total active in PY 20	23	25	29	36	39	41	46	50	56				NA
# WIN Administered	2	3	2	2	2	3	1	2	3				20
New Work Experiences	0	0	4	1	1	3	1	0	1				11
Completed Work Experiences	0	0	1	1	0	2	0	2	1				7
Diploma or GED Earned	3	1	0	2	0	2	2	1	2				13
Other Qualifying Credential Earned	1	0	4	0	0	0	8	2	2				17
Exiters Entering 2nd Qtr. Follow-up	0	0	6	0	0	26	0	0	8				40
Exiters Entering 4th Qtr. Follow-up	0	0	4	0	0	25	0	0	6				35

**PY20 3rd Qtr Performance
 Jan 2021--Mar 2021**



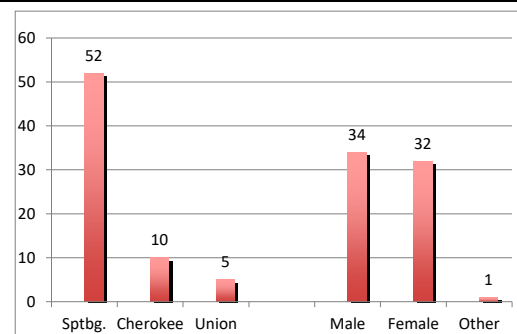
**PY20 3rd Qtr Performance (Jan-Mar)
 Median Earnings 2nd Qtr After Exit**

Median Earnings 2nd Qtr After Exit Goal: **\$2,252.00**
 Median Earnings 2nd Qtr After Exit Attainment: **\$4,160.00**

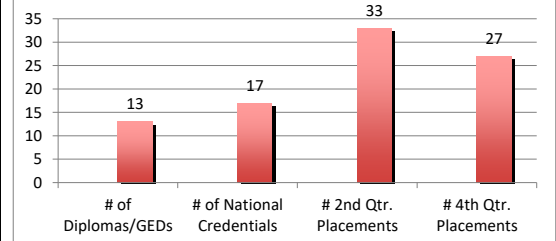
Budget Summary through 03/31/2021

Cost Category	Budget	YTD Expense	YTD Goal	Actual
Staff and Fringes	\$ 210,160.45	\$ 122,352.34	72.7%	58.2%
Indirect Cost	\$ 24,710.88	\$ 15,645.67	72.7%	63.3%
Operating	\$ 50,224.30	\$ 29,848.41	72.7%	59.4%
Instructional Training	\$ 21,000.00	\$ 11,512.00	72.7%	54.8%
Work Based Learning	\$ 105,826.07	\$ 93,653.20	72.7%	88.5%
Supportive Service	\$ 49,978.30	\$ 10,129.37	72.7%	20.3%
Incentives	\$ 3,500.00	\$ 2,533.68	72.7%	72.4%
Total	\$ 465,400.00	\$ 285,674.67	72.70%	61.38%

Demographics--Year to Date (04/10/2021)



**Year to Date Outcomes
 04/10/2021**



Budget Modification will be figured in April Dashboard

Budget based on 11 months for Program Year