



A Program of the Upstate Workforce Board
 Serving Cherokee, Spartanburg and Union
 www.upstateworkforceboard.org

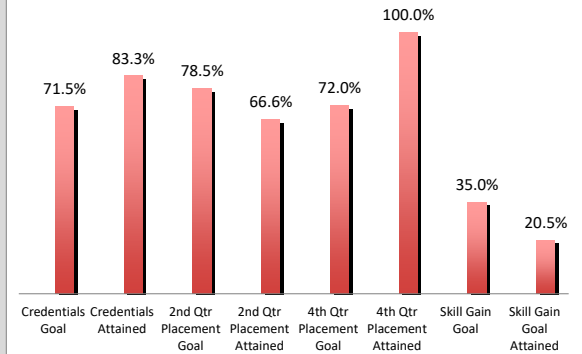
Progress Report PY20
 July 1, 2020 - June 30, 2021



DASHBOARD

10/31/2020	1st Quarter			2nd Quarter			3rd Quarter			4th Quarter			TOTAL
	JUL	AUG	SEP	OCT	NOV	DEC	JAN	FEB	MAR	APR	MAY	JUN	
# Of applications received	0	10	10	11									31
# Of eligible WIOA applicants	2	2	6	10									20
# Of informational contacts	14	15	14	16									59
# Of referrals	2	13	7	2									24
# Of carryovers (Prev. Yr or Mo)	23	23	25	29									NA
# Of new enrollments	0	2	4	7									13
% of Enrollment Benchmark Met	27.0%	29.0%	34.0%	42.0%									NA
Total active in PY 20	23	25	29	36									NA
# WIN Administered	2	3	2	2									9
New Work Experiences	0	0	4	1									5
Completed Work Experiences	0	0	2	0									2
Diploma or GED Earned	3	1	0	1									5
Other Qualifying Credential Earned	1	0	4	0									5
Exiters Entering 2nd Qtr. Follow-up	0	0	6	0									6
Exiters Entering 4th Qtr. Follow-up	0	0	4	0									4

**PY20 1st Qtr Performance
 July 2020--Sept 2020**



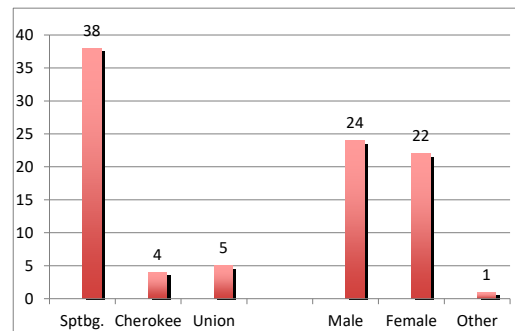
**PY20 1st Qtr Performance (July-Sept)
 Median Earnings 2nd Qtr After Exit**

Median Earnings 2nd Qtr After Exit Goal: \$2,252.00
 Median Earnings 2nd Qtr After Exit Attainment: \$5,752.50

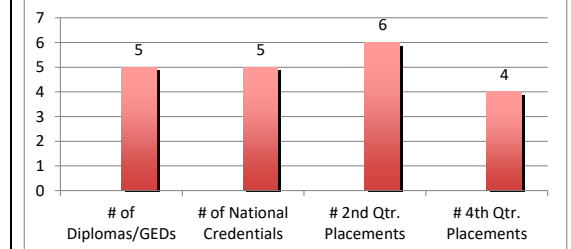
Budget Summary through 10/31/2020

Cost Category	Budget	YTD Expense	YTD Goal	Actual
Staff and Fringes	\$ 210,160.45	\$ 35,935.25	27.0%	17.1%
Indirect Cost	\$ 24,710.88	\$ 5,261.96	27.0%	21.3%
Operating	\$ 50,224.30	\$ 13,261.13	27.0%	26.4%
Instructional Training	\$ 21,000.00	\$ 1,159.00	27.0%	5.5%
Work Based Learning	\$ 105,826.07	\$ 28,288.29	27.0%	26.7%
Supportive Service	\$ 49,978.30	\$ 1,278.80	27.0%	2.6%
Incentives	\$ 3,500.00	\$ 300.00	27.0%	8.6%
	\$ 465,400.00	\$ 85,484.43	27.00%	18.37%

Demographics--Year to Date



Year to Date Outcomes



Op Exp include the one time computer purchases.

Budget based on 11 months for Program Year